

SSC-25

25A, 110V, 230V
Soft Star Control Module

CONTACT US:

☎ 0044 (0) 1704-516 501
✉ enquiries@united-automation.com
🌐 www.united-automation.com



KEY FEATURES:

- ✓ **Compact and User-Friendly:** Designed for easy installation and operation.
- ✓ **Adjustable Ramp Speed:** Customise the startup sequence with a ramp-up time ranging from 1 to 60 seconds, allowing for gentle acceleration and reduced motor stress.
- ✓ **Adjustable Pedestal:** Set the startup voltage between 10% and 50% for specific application needs.
- ✓ **Simple Wiring:** Streamline your installation process with straightforward wiring, saving you time and effort during setup.
- ✓ **High Inrush Capability:** Our soft starter delivers robust performance and reliability when handling inrush currents of up to 25A (when mounted on a suitable heatsink).

APPLICATIONS:

Ideal for a diverse range of applications, including:

- Heat Lamps
- Fans
- Pumps
- Other AC Motor Loads

Enhance the performance and longevity of your electrical equipment with our mains-operated soft-start power module. Designed to deliver smooth and controlled startups, this versatile module offers adjustable ramp-up times ranging from 1 to 60 seconds, allowing you to tailor the acceleration to suit your specific application needs.

Whether you're powering heat lamps, fans, pumps, or other AC motor loads, our soft starter provides reliable performance and protection against transient voltages and sudden power surges. With a built-in 10 – 50% pedestal feature, you can easily adjust the startup voltage set point for optimal operation in various scenarios.

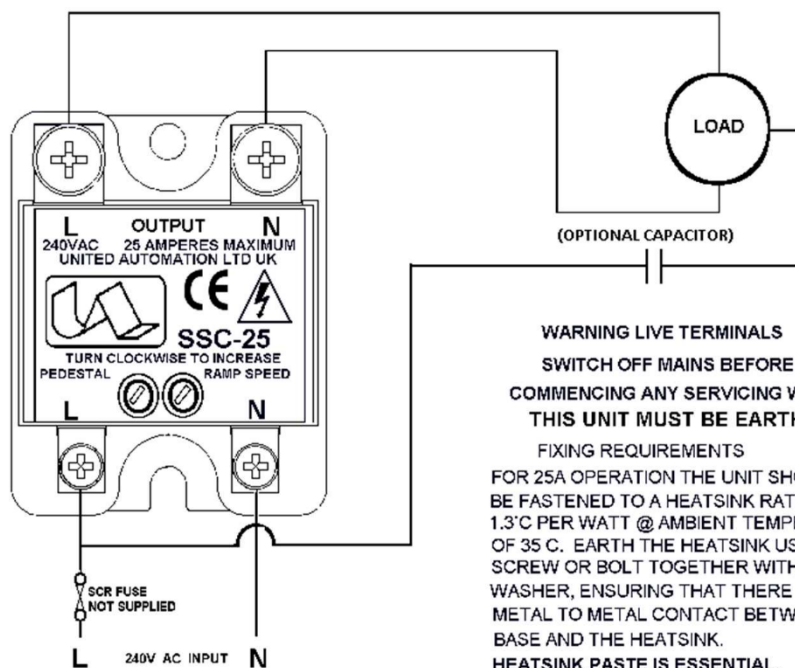
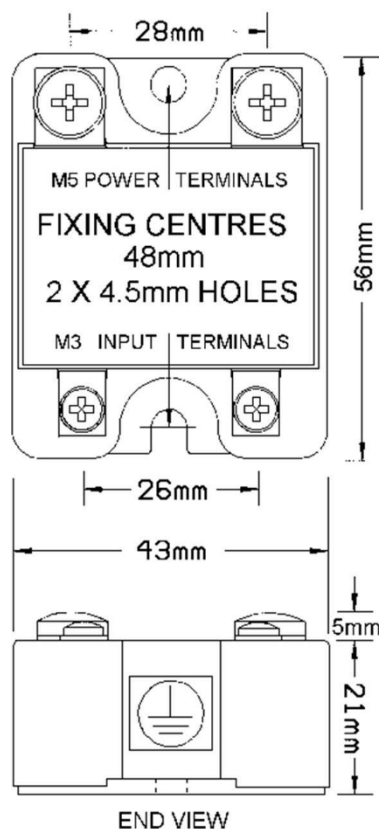
Upgrade your electrical system with our soft starter module and experience smoother startups, improved performance, and enhanced protection for your valuable equipment.

TECHNICAL SPECIFICATIONS

AC system line voltage	110/230V ± 10%
Line frequency	50/60Hz
Unit limiting RMS current	25A
I ² t for fusing	250 A ² s
Triac limiting RMS current	26A
Isolation voltage	5kV rms
Minimum operating current	200mA
Ramp speed	1 to 60 seconds
Unit current consumption	20mA dc max
Pedestal	10 to 50%
Operating temperature	-20 to 85°C
Storage temperature	0 to 65°C

YOU MUST READ THIS BEFORE INSTALLATION

 ELECTRICAL SAFETY	 INSTALLATION REQUIREMENTS	 USER RESTRICTIONS	 USAGE ENVIRONMENT	 HOT SURFACE WARNING
WARNING: RISK OF ELECTRIC SHOCK Always consult the Installation & Maintenance Instructions before connecting this product to the power supply. WARNING: Disconnect Power Before Servicing Ensure the electrical supply is safely disconnected before connecting to any supply, load, or control terminals.	WARNING: Installation by Qualified Personnel Only This product must only be installed or fitted by a competent, qualified installer familiar with the relevant electrical standards and installation practices.	WARNING: Not for Use by Vulnerable Individuals This product is not intended for use by persons (including children) with reduced physical, sensory or mental capabilities, or lack of experience and knowledge, unless they are supervised or instructed by a person responsible for their safety.	WARNING: Industrial Use Only This is an industrial-grade product and is not intended for household use.	WARNING: Hot Surfaces On certain models, surfaces marked with this symbol become hot during use. Avoid direct contact and follow all thermal safety precautions.

INSTALLATION**DIMENSIONS & CONNECTIONS**

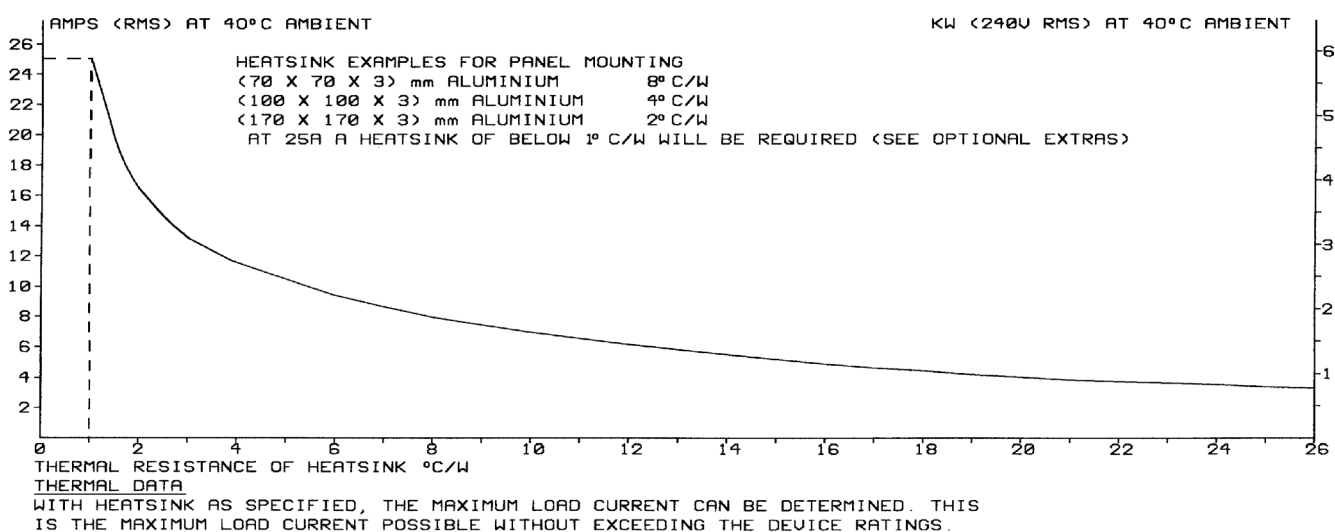
WARNING LIVE TERMINALS

SWITCH OFF MAINS BEFORE COMMENCING ANY SERVICING WORK.

THIS UNIT MUST BE EARTHED

FIXING REQUIREMENTS

FOR 25A OPERATION THE UNIT SHOULD BE FASTENED TO A HEATSINK RATED AT 1.3°C PER WATT @ AMBIENT TEMPERATURE OF 35°C. EARTH THE HEATSINK USING A 4mm SCREW OR BOLT TOGETHER WITH A STAR WASHER, ENSURING THAT THERE IS A GOOD METAL TO METAL CONTACT BETWEEN THE BASE AND THE HEATSINK. HEATSINK PASTE IS ESSENTIAL. (SEE COOLING REQUIREMENTS PAGE 2)



SSC-25

25A, 110V, 230V

Soft Star Control Module

RECOMMENDATIONS

FUSING

It is recommended to use semiconductor (fast acting) type fuses or circuit breakers (Semiconductor - MCB) for unit protection. On initial switch on some loads may need an increased Factor of Safety (F of S) for unit and/or device protection. See SRA datasheet for information.

DOCUMENTS

Other documents available on request, which may be appropriate for your application:

Code	Identity	Description
X10229	RFI	Filter recommendations: Addressing the EMC Directive
X10213	ITA	Interaction: Uses for phase angle and for burst fire control
X10255	SRA	Safety Requirements: Addressing the Low Voltage Directive (LVD) including, Thermal Data/Cooling, Live Parts Warning, Earthing Requirements and Fusing Recommendations

It is recommended that installation and maintenance of this equipment should be done with reference to the current edition of the I.E.T. regulations (BS7671) by suitably qualified/trained personnel. The regulations contain important requirements regarding the safety of electrical equipment. For International standards refer STANDARDS on D of C.

OPTIONAL EXTRAS

Product Code	Product Description
A15216	KA100 Black Plate Mounted Heatsink
A15217	KA100 DIN Rail Mounted Heatsink
Z01062	Heatsink Compound Syringe (Must be applied while fitting)
A80030	SSR Cover Kit
A-EN2010-30-S*	EMI/RFI filter 10 series
*Note: When ordering a filter, the current at which the SSC-25 is to be use at will be required	

PRODUCT CODE AND RELATED PRODUCT CODE

SSC-25	
Product Code	Product Description
A403036	SSC – 25 Soft Start Controller



BMF House - Wight Moss Way,
Southport Business Park
Southport PR8 4HQ
ENGLAND, UNITED KINGDOM

Contact Us:
☎ 0044 (0) 1704-516 501
✉ enquiries@united-automation.com
🌐 www.united-automation.com

