

X10847

Soft Start Control

# SSC-25 Plus

25A, 230V

Soft Star Control Module

## CONTACT US:

☎ 0044 (0) 1704-516 501

✉ enquiries@united-automation.com

🌐 www.united-automation.com



## KEY FEATURES:

- ✓ **Compact & User-Friendly:** Simplified installation and operation.
- ✓ **Adjustable Ramp Speed:** Smooth acceleration with ramp-up times of 1 to 60 seconds.
- ✓ **Customisable Pedestal:** Set startup voltage from 10% to 50% for tailored use.
- ✓ **Effortless Wiring:** Streamlined connections for faster setup.
- ✓ **High Inrush Capability:** Handles currents up to 25A with proper heatsink mounting.
- ✓ **Delay Time Control:** Adjustable delays between 1 to 60 seconds for flexibility.

## APPLICATIONS:

Ideal for a diverse range of applications, including:

- Heat Lamps
- Fans
- Pumps
- Other AC Motor Loads

Enhance the performance and longevity of your electrical equipment with our mains-operated soft-start power module. Designed to deliver smooth and controlled startups, this versatile module offers adjustable delay and ramp-up times ranging from 1 to 60 seconds, allowing you to tailor the acceleration to suit your specific application needs.

Whether you're powering heat lamps, fans, pumps, or other AC motor loads, our soft starter provides reliable performance and protection against transient voltages and sudden power surges. With a built-in 10 – 50% pedestal feature, you can easily adjust the startup voltage set point for optimal operation in various scenarios.

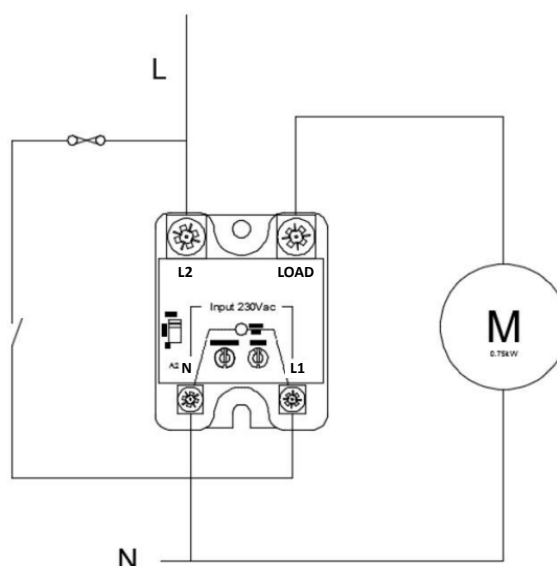
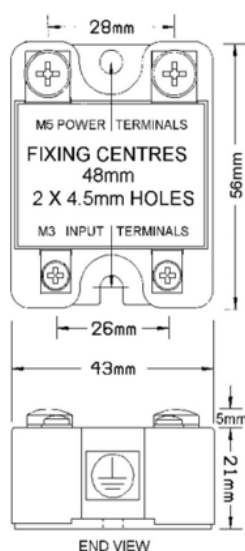
Upgrade your electrical system with our soft starter module and experience smoother startups, improved performance, and enhanced protection for your valuable equipment.

## TECHNICAL SPECIFICATIONS

AC system line voltage	230V ± 10%
Line frequency	50/60Hz
Unit limiting RMS current	25A
I <sup>2</sup> t for fusing	250 A <sup>2</sup> s
Triac limiting RMS current	26A
Isolation voltage	5kV rms
Minimum operating current	200mA
Ramp speed	1 to 60 seconds
Delay time	1 to 60 seconds
Unit current consumption	20mA dc max
Pedestal	10 to 50%
Operating temperature	-20 to 85°C

## INSTALLATION

## DIMENSIONS & CONNECTIONS



BMF House - Wight Moss Way,  
Southport Business Park  
Southport PR8 4HQ  
ENGLAND

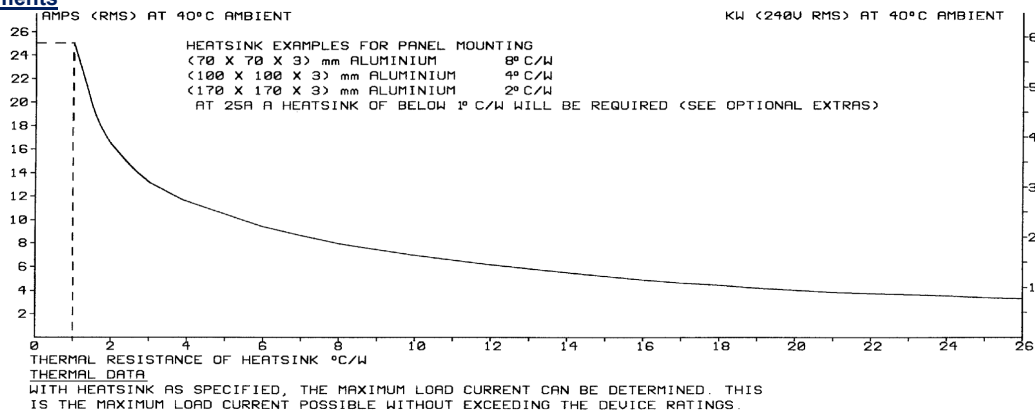


unitedautomationltd UA\_Limited



10 June 2025 | Issue: 2

Page 1 of 2

**Cooling Requirements****LED Indication**

The system features a \*GREEN/ \*RED/ \*BLUE LED to display status:

- Delay Phase:** LED blinks \*BLUE.
- Ramp Speed:** Starts \*RED, transitions to \*GREEN as the ramp completes.



- Error (Zero Crossing Not Detected):** Fast blinking of \*RED and \*BLUE LEDs.



This intuitive LED system ensures clear, real-time status updates for effective monitoring and troubleshooting.

**RECOMMENDATIONS****FUSING**

It is recommended to use semiconductor (fast acting) type fuses or circuit breakers (Semiconductor - MCB) for unit protection. On initial switch on some loads may need an increased Factor of Safety (F of S) for unit and/or device protection. See SRA datasheet for information.

**DOCUMENTS**

Other documents available on request, which may be appropriate for your application:

Code	Identity	Description
X10229	RFI	Filter recommendations: Addressing the EMC Directive
X10213	ITA	Interaction: Uses for phase angle and for burst fire control
X10255	SRA	Safety Requirements: Addressing the Low Voltage Directive (LVD) including, Thermal Data/Cooling, Live Parts Warning, Earthing Requirements and Fusing Recommendations

It is recommended that installation and maintenance of this equipment should be done with reference to the current edition of the I.E.T. regulations (BS7671) by suitably qualified/trained personnel. The regulations contain important requirements regarding the safety of electrical equipment. For International standards refer STANDARDS on D of C.

**OPTIONAL EXTRAS**

Product Code	Product Description
A15216	KA100 Black Plate Mounted Heatsink
A15217	KA100 DIN Rail Mounted Heatsink
Z01062	Heatsink Compound Syringe <b>(Must be applied while fitting)</b>
A80030	SSR Cover Kit
A-EN2010-30-S*	EMI/RFI filter 10 series

\*Note: When ordering a filter, the current at which the SSC-25 is to be use at will be required

**PRODUCT CODE AND RELATED PRODUCT CODE**

Product Code	Product Description
A403227	SSC-25 – with Universal SSR Board